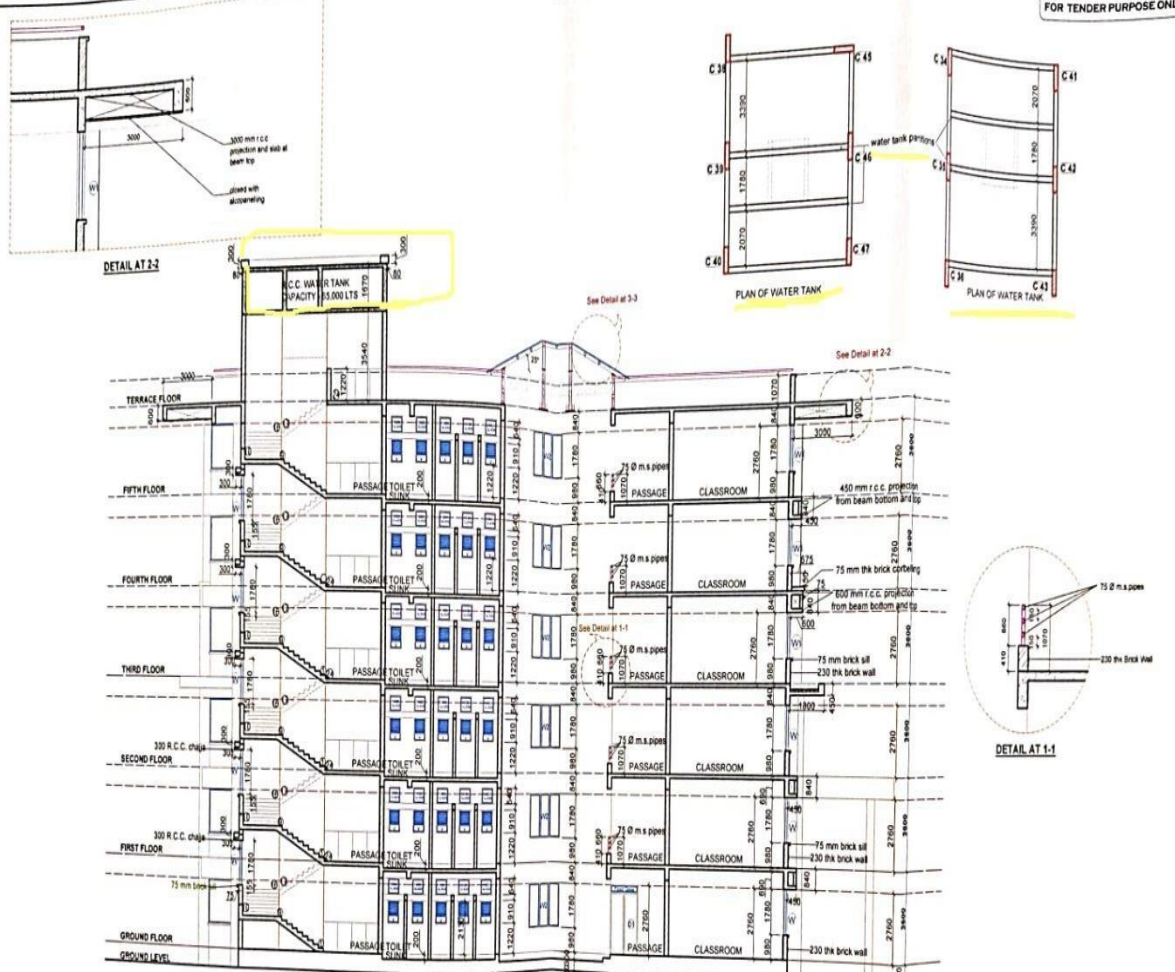


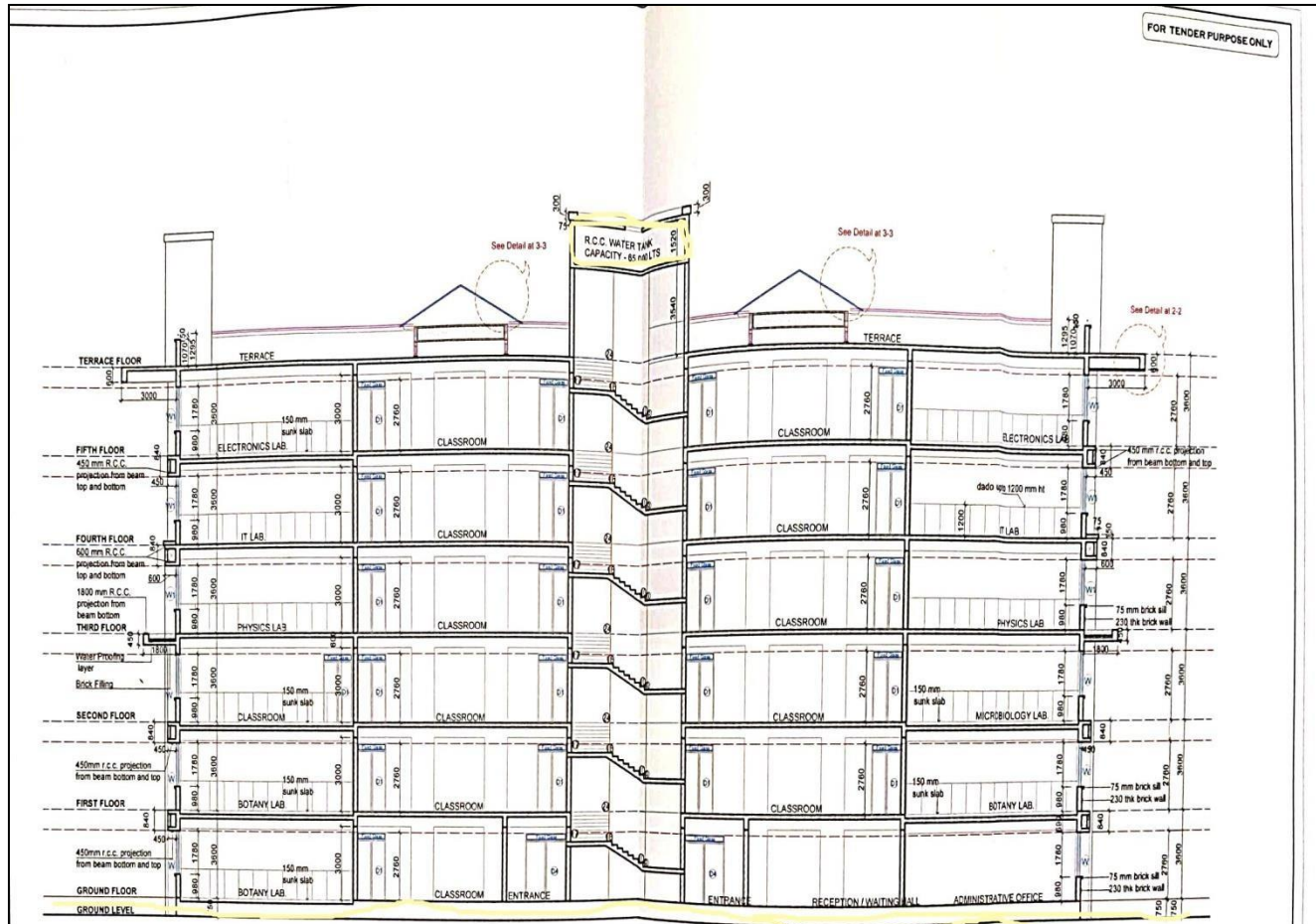
**Water Supply Plan in College
Campus**



NOTES: THE WRITTEN DIMENSIONS ARE TO BE FOLLOWED OR FACIAL DETAILS REFER TO DETAIL DRAWINGS OR R.C.C. DETAILS REFER TO STRUCTURAL DRAWINGS R.C.C. STAIRCASE SIZE T = 300 MM SIZE OF R = 100 MM IN CASE OF ANY DOUBTS CONTACT THE ARCHITECT	SCHEDULE OF OPENINGS :		PROJECT : PROPOSED D. L. S. BUILDING (PHASE 2), PLOT NO 1 + 2, AT S. NO. 269 / A / 1 / 1 + S. NO. 270 / A + S. NO. 271 / A, A. E. SOCIETY'S T. C. COLLEGE, BARAMATI.	COLOUR CODING : PROJ ABOVE PROJ BELOW DOOR / W/N RAILING	PAGE NO : 68	SCALE : N.T.S.	ARCHITECT : MILIND PAVASKAR AND ASSOCIATES FLAT NO. 2, BUILDING NO. 1, BANASHANKARI SOCIETY, 371, SHANKAR PETH, PUNE - 411030. # 020 - 2445409, 02112 - 223087 # 9822657740
	D2 - 2050 X 2700 MEETING HALL D1 - 1520 X 2700 CLASSROOMS D2 - 760 X 2130 TOILET D3 - 1650 X 2700 CABIN / LIFT D4 - 2130 X 2700 MAIN ENTRANCE D5 - 1570 X 2700 LABORATORY	WINDOWS W - 2670 X 1780 TYPICAL EXTERNAL WINDOW W1 - 1220 X 1780 WINDOWS AT THIRD FLOOR W2 - 1820 X 1780 INTERNAL WINDOWS W3 - 1570 X 1780 WINDOWS AT 3RD, 4TH & 5TH FLOOR W4 - 2780 X 1780 CORNER WINDOWS V - 820 X 810 TOILET					

Water Supply Plan

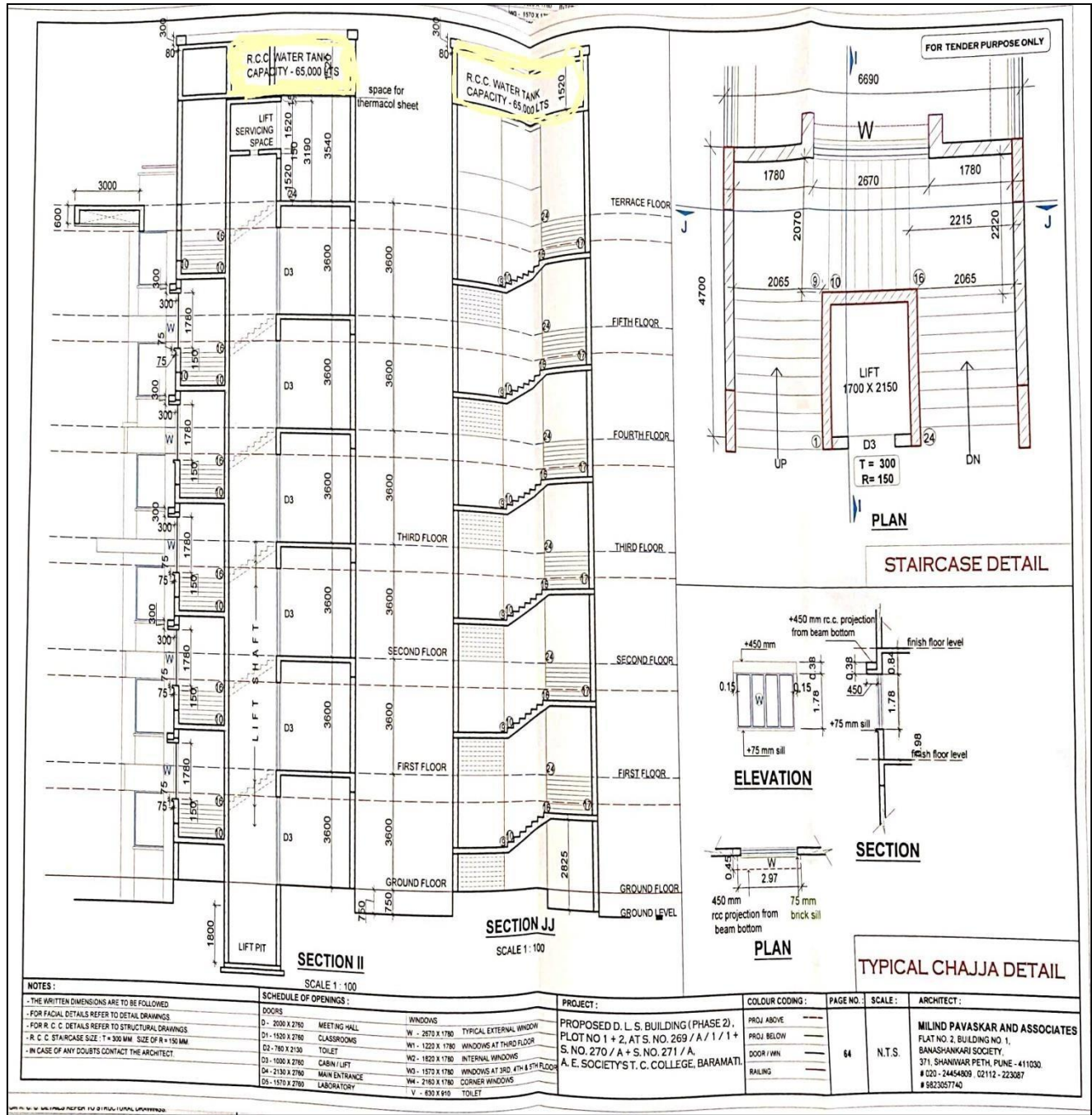
FOR TENDER PURPOSE ONLY



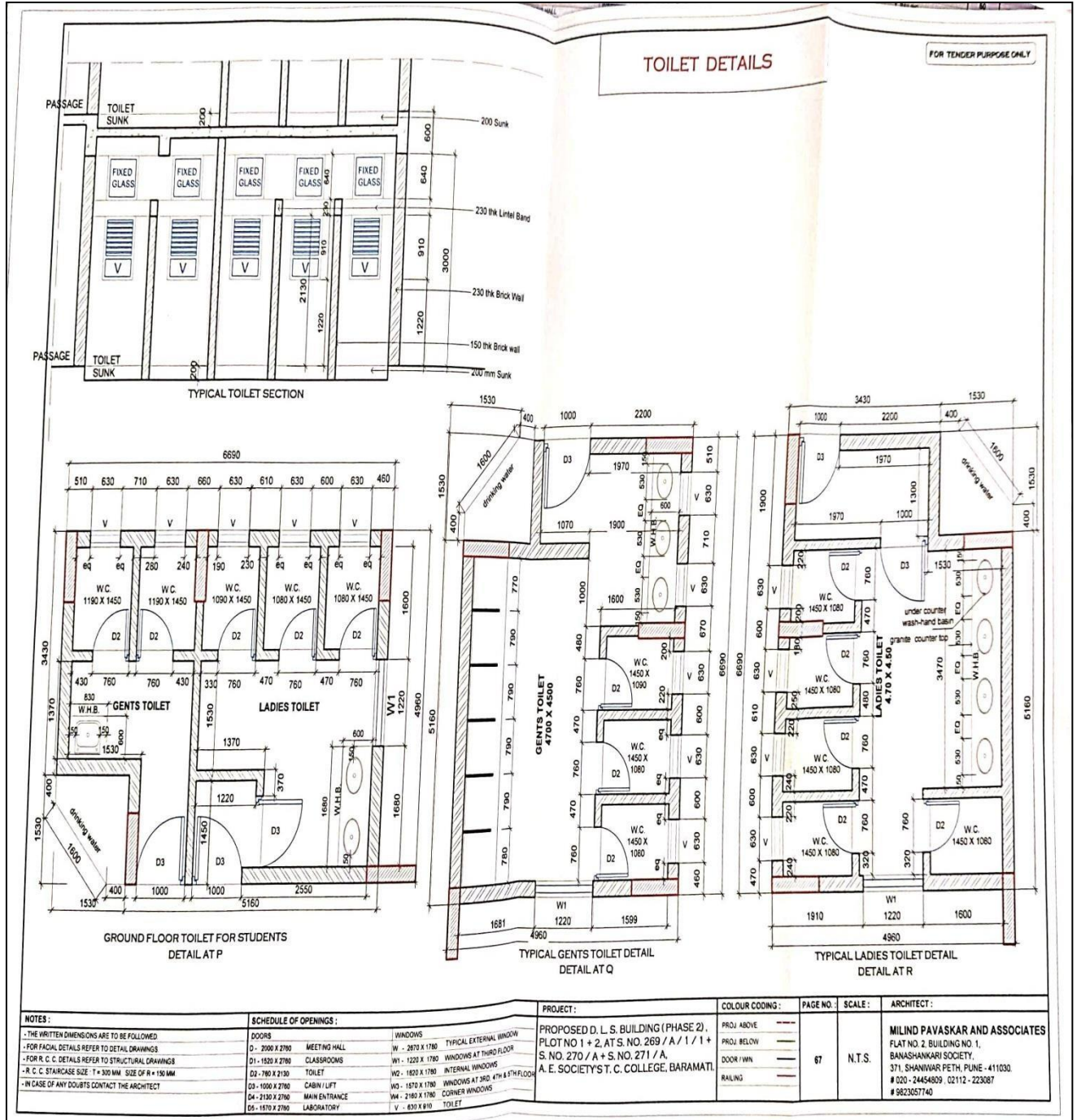
SECTION BB

NOTES :	SCHEDULE OF OPENINGS :	PROJECT :	COLOUR CODING :	PAGE NO. :	SCALE :	ARCHITECT :
<ul style="list-style-type: none"> - THE WRITTEN DIMENSIONS ARE TO BE FOLLOWED - FOR FACIAL DETAILS REFER TO DETAIL DRAWINGS - FOR R. C. C. DETAILS REFER TO STRUCTURAL DRAWINGS - R. C. C. STAIRCASE SIZE : 14 x 300 MM. SIZE OF R = 160 MM - IN CASE OF ANY DOUBTS CONTACT THE ARCHITECT 	<p>DOORS</p> <p>D - 2000 X 2700 MEETING HALL</p> <p>D1 - 1520 X 2700 CLASSROOMS</p> <p>D2 - 780 X 2130 TOILET</p> <p>D3 - 1000 X 2700 CABIN / LIFT</p> <p>D4 - 2180 X 2700 MAIN ENTRANCE</p> <p>D5 - 1670 X 2700 LABORATORY</p>	<p>WINDOWS</p> <p>W - 2970 X 1700 TYPICAL EXTERNAL WINDOW</p> <p>W1 - 1220 X 1700 WINDOWS AT THIRD FLOOR</p> <p>W2 - 1420 X 1700 INTERNAL WINDOWS</p> <p>W3 - 1570 X 1700 WINDOWS AT 3RD, 4TH & 5TH FLOOR</p> <p>W4 - 2180 X 1700 CORNER WINDOWS</p> <p>W - 630 X 910 TOILET</p>	<p>PROJ. ABOVE</p> <p>PROJ. BELOW</p> <p>DOOR / I/WN</p> <p>RAILING</p>	60	N.T.S.	<p>MILIND PAVASKAR AND ASSOCIATES</p> <p>FLAT NO. 2 BUILDING NO. 1,</p> <p>BANASHANKARI SOCIETY,</p> <p>371, SHANIKWARI PETH, PUNE - 411030.</p> <p># 020 - 24454809 02112 - 223087</p> <p># 9823057140</p>

Water Supply Plan

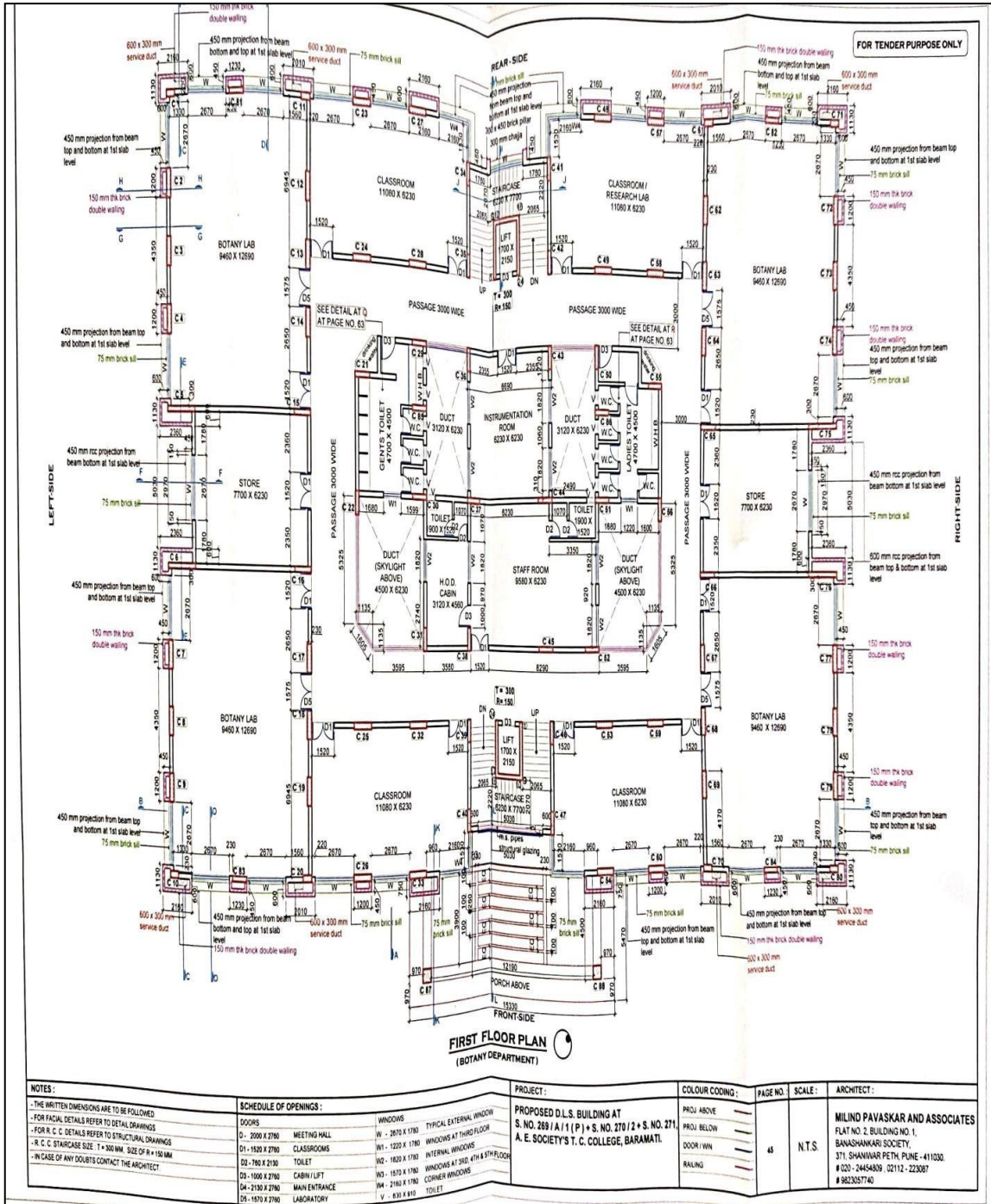


Water Supply Plan



Water Supply Plan

Water Supply Plan



Water Supply Plan

